

STERNDRIVES & INBOARDS

PETROL



POWER YOUR LIFESTYLE

STERNDRIVES

We build **Mercury MerCruiser® Sterndrive** engines and drives to power your life on the water. Our engines are engineered and built solely for marine duty. At MerCruiser, we build in the level of torque needed to lift a boat smartly on plane, and reliability you can count on year after year.




4.5L V6 STERNDRIVE 250 & 200HP

A REVOLUTION NEEDS A POWERFUL LEADER

Change the rules? How about we just re-write them with this complete ground up re-design of the V6, specifically for the marine environment.

With more power and less weight. More displacement and less fuel.

More throttle with less noise and vibration. One performance-driven innovation after another, wrapped up in the smoothest driving experience on the water. More than an engine. A revolution.



*Catalyst engine pictured.

STERNDRIVES

MORE THAN AN ENGINE. A REVOLUTION.

- Power-to-weight in perfect balance for big-time performance, speed and acceleration. **V8 power in a V6 package.**
- 8% quicker acceleration to 48km/h, similar top speed and 14% better fuel efficiency than a 5.0L V8*.
- Redesigned long-runner intake manifold draws in more air for big boost in torque.
- Electronic Multi-Port Fuel Injection for optimised fuel efficiency and precise throttle response.
- A comprehensive sound and vibration reduction plan including rear-facing throttle body, anti-whistle throttle plate, redesigned engine cover, lightweight flywheel and super-quiet fuel-supply module.
- Adaptive Speed Control maintains RPM during turns, creating a sportier, more intuitive driving experience without needing constant throttle adjustments.
- Accessible, easy-to-reach, colour-coded maintenance points.

* Testing performed on Chaparral 226 SSi fitted with 5.0L V8 260hp Alpha & Enercia 19" prop, compared to the same boat fitted with 4.5L V6 250hp Alpha & Enercia 18" prop.

6.2L V8 STERNDRIVE 350 & 300HP

RETHINK THE V8

From the ground up we rethought everything, part by part, system by system, with a total design and engineering commitment to marine use. The result?

A 6.2-litre V8 engine with unparalleled torque and acceleration to get you on plane quickly and smoothly. A whole new sporty feel at the wheel. Significant reductions in sound and vibration at the helm.

Major improvements in the cockpit environment, by design. All wrapped in the legendary reliability you've come to expect from Mercury.



STERNDRIVES

V8 PERFORMANCE THAT YOU DESIRE

- 6.2 litres of displacement and a long runner scroll intake manifold optimises airflow to provide incredible power and acceleration.
- An unmatched boating experience thanks to an intake resonator and rear-facing throttle body that work together to dramatically reduce noise, while directing the engine sound away from the cockpit.
- Front and rear engine mounts isolate vibration for a smooth, quiet performance.
- 10% fuel economy improvement at cruise speed over previous 350 MAG 300hp.
- Adaptive Speed Control maintains rpm during hard turns, creating a sportier, more intuitive driving experience without needing consistent throttle adjustments.
- Accessible, easy-to-reach, colour-coded maintenance points.

8.2L V8 STERNDRIVE 430 & 380HP


SPEED OR ECONOMY. HOW ABOUT BOTH?

The big-block, big-displacement V8 that believes going fast through the water shouldn't mean going fast through the fuel.

No trade-offs. Ever again. Starts with Multi-Port Fuel Injection (MPI), a

system that puts every cubic inch, every drop of fuel to work, fully applied

to driving the vessel. No wasted effort, no wasted fuel. Don't waste your weekends on anything less.



*Catalyst engine pictured.

STERNDRIVES

THE ULTIMATE FOR BRUTE STRENGTH

- Big displacement block with a long-runner intake manifold forces more air into the combustion chamber and delivers greater torque and acceleration. Superior performance with lower fuel consumption.
- High-performance aluminium cylinder heads boost mid-range acceleration for an unbelievable throttle response throughout the rev range.
- Optional Digital Throttle & Shift (DTS) for extra-smooth, instant shifting and throttle response. No lag, no "clunks."
- 32% more displacement than Volvo Penta® V8-380 while running a lower RPM duty cycle, meaning the MerCruiser 8.2L engine does not have to work as hard as the lower capacity 6.2L Volvo to produce its power.
- Built for - not adapted for - tough marine environments. Start with corrosion-resistant metals and composites. Multilayer, multi-step paint process, and widespread use of stainless steel parts. Then add closed cooling as standard on 8.2L models. Corrosion protection - A built-in advantage.

MERCUISER DRIVES

Our drives are the perfect match to a powerful MerCruiser engine. From compact runabouts to heavy cruisers and go-fast speedsters, there's an ideal MerCruiser drive for each application, and the right Mercury prop to dial in responsive performance.

ALPHA ONE®

Rugged, reliable, and tested by time and countless satisfied customers, our Alpha One drive offers a sleek hydrodynamic profile that slices through the water to enhance fuel economy and control. It's rated for speeds up to 65 mph and up to 300hp in single and dual applications.



BRAVO TWO®, TWO X® AND TWO XR

Meet the king of thrust. Our Bravo Two drive family is designed to swing props up to 20 inches in diameter with a massive blade area that's ideal for pushing houseboats and lifting the heaviest cruisers on plane with ease and holding those boats on plane at lower cruising speeds to save on fuel. Rated for speeds up to 55 mph and up to 450hp in single and dual applications.



BRAVO ONE®, ONE X AND ONE XR

Bravo One drives are designed to handle the power of big block engines with a longer torpedo shape and a deeper skeg for confident control at all speeds. Dual water pick-ups keep big engines running cool at higher speeds. These drives are intended for single- and multi-engine applications that can eclipse 100 mph, with drive models rated for up to 600hp.



BRAVO THREE®, THREE X® AND THREE XR

With the added blade area of dual contra-rotating propellers up to 16 inches in diameter, our Bravo Three drives really grab the water. Because the props rotate in opposite directions, they cancel prop torque for better tracking at all speeds and provide improved control around the dock, in forward gear and reverse. Rated for speeds up to 65 mph and up to 525hp in single and dual applications.



TOWSPORTS & INBOARDS

AHEAD OF THE PACK FOR
BEHIND-THE-BOAT FUN



A Mercury MerCruiser inboard with its precision handling and extra torque gives you the power where you need it most, so you can have limitless fun in, or behind the boat. The reason you bought a boat in the first place.

6.2L V8 TOWSPORT T6200 H.O. & T6200

READY FOR TAKEOFF

The all-new 6.2-litre MerCruiser towsports engine is your launch pad.

Purpose built on the back of over 75 years of knowledge and innovation to give you a towsports engine that's the complete package.

Its powerful high-displacement engine creates strong, consistent torque that will outlast any skier or wakeboarder and outgun the competition.

The driver will enjoy the smooth, quiet idling, reliable operation and its ability to run all day without running through a lot of fuel.



*Catalyst engines pictured.



TOWSPORT

NOT ALL THINGS ARE CREATED EQUAL



- An intelligently designed air flow system pumps more air into the combustion chamber, providing instant power and greater torque.
- The low friction valvetrain design of the 6.2L engine transfers the torque and pulling power you want straight to the prop and the tow rope.
- SmartTow Launch control (optional extra) delivers precise launches every time via 5 pre-set launch profiles. SmartTow Pro takes it one step further allowing for customised launch profiles.
- Adaptive Speed Control, standard on all T6200 models, maintains rpm during turns, creating a sportier, more intuitive driving experience without needless throttle adjustments.
- Up to 32% more torque and 11% more horsepower than the competition*.
- Cruise Control (optional extra) makes it easy to maintain a constant speed, giving the rider a consistent run every time.

*T6200 model compared to PCM EX343.
Source: California Air Resource Board (CARB)

6.2L V8 INBOARD 350 & 300HP

A V8 THAT CAN TORQUE THE TALK

- 6.2 litres of displacement and a V8 block combine with a Multi-Port Fuel Injection system for big-time, fuel-efficient running performance throughout your rpm band.
- Adaptive Speed Control maintains rpm during turns for a sportier driving experience.
- The perfect repower option to replace an old 5.7L or 6.2L V8 Engine.
- SmartCraft® Digital Throttle & Shift (standard on inboard models) provides an ultra-responsive throttle and smooth, precise shifting.
- Closed cooling system that keeps salt where it belongs – in the ocean.
- An unmatched boating experience thanks to an intake resonator and rear-facing throttle body that work together to dramatically reduce noise, while directing the engine sound away from the cockpit.



INBOARDS

8.2L V8 INBOARD 425 & 375HP

PURE MUSCLE YOU CAN DEPEND ON

- Our highest displacement V8 inboard delivers superior acceleration and smooth, solid performance.
- SmartCraft Digital Throttle & Shift (DTS) for instant throttle response, effortless steering and control.
- Built for - not adapted for - tough marine environments. Start with corrosion resistant metals and composites. Multilayer, multi-step paint process, and widespread use of stainless steel parts. Then add closed cooling as standard on 8.2L models. Corrosion protection - A built-in advantage.
- Engine Guardian System continually monitors the heartbeat of your engine to head off issues before they're problems.
- Multi-Port Fuel Injection (MPI) delivers the precise air and fuel mix needed for superior power and fuel economy.
- 32% more displacement than Volvo Penta® V8-380 while running a lower RPM duty cycle, meaning the MerCruiser 8.2L engine does not have to work as hard as the lower capacity 6.2L Volvo to produce its power.



*Excluding 8.2L HO model which has a 3 year corrosion warranty.



*Excluding 8.2L HO model which has a 2 year limited warranty.


JOYSTICK PILOTING

TAKE CONTROL

Mercury Joystick Piloting for sterndrives, inboards and pods replaces stress and complexity with confidence, ease and enjoyment. Whether you're docking your boat, maneuvering in a marina or simply needing to hold your position despite wind and current, you will experience complete control delivered by Joystick Piloting. With intuitive fingertip command you can effortlessly make your boat do exactly what you want it to do.

Joystick Piloting for Outboards – designed for dual, triple and quad Verado-powered vessels and personalized for each boat model – was the industry's first joystick system for outboards, and it remains the best-selling marine joystick system.

Available on New Models.




JOYSTICK PILOTING



360° CONTROL

Move your boat in any direction – sideways, diagonally, forward or backward – or rotate in place. Perform combined commands, such as simultaneously rotating and moving sideways. Dock or maneuver with confidence in tight spaces despite wind and current.



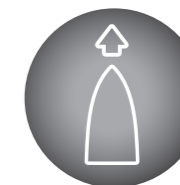
ROUTE

Route automatically navigates to active waypoints. Just program the route and the system does the rest.



SKYHOOK® DIGITAL ANCHOR

Skyhook digital anchor locks in a boat's position using GPS, then works with the engines and drives to maintain position and heading with the push of a button – regardless of wind or current.



HEADING

Auto heading uses an integrated digital compass to automatically maintain your boat's heading to keep you on your desired path.

GAUGE OPTIONS

ONLY MERCURY MARINE HAS SMARTCRAFT

SmartCraft gauges bring all your vessel's information together onto one simple-to-navigate device giving you the vital information that you need to make good decisions on the water. **Available on Mercury Verado and new FourStroke engines from 40hp and above. SmartCraft provides you with a full picture of your fuel consumption, range, remaining fuel and much more* at the push of a button.**

VESSELVIEW 703/903

Larger screen and all the bells and whistles is what you get with Mercury's VesselView 703/903. The premier 7" or 9" touchscreen displays from Mercury lead the way in the recreational marine industry and puts the power at the captain's fingertips to control much more than just the engines. With all the features of the smaller VesselView 502 plus autopilot, video inputs, and ability to pair with Simrad NSS Evo2 accessories, this is one control system you will wonder how you did without. Bring Radar, Sonar, fish finder, Sonic hub/Fusion link, c-zone switching and more to your vessel and link directly to your iPad/iPhone via Wi-Fi for updates or as an additional display.



VESSELVIEW 502

Get equipped for the digital future with Mercury's new VesselView 502. This 5" high definition glare reducing glass touchscreen will open up a whole new world of possibilities. Feature packed with a built in 10Hz GPS and Chart Plotter compatibility#, and capable of simultaneously displaying information for up to 4 engines, the 502 will be the central hub for your boat's electronic systems. Wired NMEA 2000, Wi-Fi and Bluetooth capability allows seamless linking to Genset, HVAC and any NMEA 2000 devices, while integration with Simrad Go5 accessories grants the unit sounder, radar and sonar capacity and more. #Simrad sensors required



VESSELVIEW 403

Featuring a 4" glass screen with a glare-reducing coating, the VesselView 403 is a great value option for single and twin engine boats. Access over 30 engine parameters with help from an adaptive screen, that automatically presents crucial information and empowers any captain from novice to professional. Standard features include ECO screen, Troll Control, Cruise Control, and SmartTow (some features require DTS) and an NMEA 2000 Gateway allowing SmartCraft data to be displayed on NMEA 2000 devices.



* May require optional sensors

SmartCraft



VESSELVIEW LINK

Ideal for repowers where the boat is already running selected Simrad or Lowrance instruments. Mercury's VesselView Link integrates Mercury SmartCraft engine data with Simrad NSS & NSO Evo2, or Lowrance HDS Gen 2 Touch or Gen 3 fish finder/chart plotter units. Easily installed behind the boat dash^, the link provides a fully functioning VesselView user interface on the unit's display plus instant access to advanced Mercury SmartCraft features including:

- ECO mode (recommends trim & RPM adjustments to achieve optimal fuel economy)
- Troll control in 10-RPM increments
- RPM or speed based Cruise Control, and
- SmartTow towsports Launch Control (DTS Models)
- Descriptive fault text for any potential propulsion issue available in 16 user selectable languages.

^ Additional rigging may be required

SC1000 - BETTER BOATING MADE EASY

Accurate digital information is presented in a clean, easy-to-read gauge for instant, reliable information at a glance. Combined with additional sensors, Mercury's digital gauges are powerful tools to provide safety and comfort while on the water.



SC1000 - Tach & Speed



ACTIVE TRIM

AUTOMATIC TRIM SYSTEM



The highly intuitive GPS-Based system from Mercury Marine is a must have for experienced and new boaters. Similar to driving an automatic car, all you have to worry about is the throttle and steering. The Active Trim system automatically adjusts the engine to the optimal trim position. As the boat accelerates, Active Trim automatically trims out the engine, as the boat slows or turns the engine is automatically trimmed in.

In addition to making boating effortless, the Active Trim system increases fuel economy allowing you to spend more time on the water. Active Trim suits all Mercury FourStroke Outboard engines from 40-400hp and can be controlled by the dedicated Active Trim pad, or through selected VesselView touchscreen displays.

CONTROL OPTIONS



SIDE MOUNT CONTROL

Side-mount controls, used exclusively with outboard engines are great for entry-level boat segments. The single-unit control is typically mounted onto the inner wall in close proximity to the steering wheel. As with all Mercury mechanical controls, the soft-grip handles provide comfortable operation for hours on the water.



CONSOLE MOUNT CONTROL


The product of choice for centre console, pontoon and larger cruising boats for throttle and shift functions, our console-mount controls are compatible with all Mercury MerCruiser and outboard engines that are rigged with mechanical throttle and shift.



FLUSH/PANEL MOUNT

The panel (flush) mount control is ideal for single-engine applications where a lower profile control is desired. Choose from two style of handles – the traditional 'lock bar' style that features a red bar to release the engine from neutral and the 'finger release' style that features a button on the front side of the upper handle grip.

DIGITAL OPTIONS



Digital Flush Mount Control Mount




Digital Console Controls

NEXT GENERATION DIGITAL THROTTLE & SHIFT (DTS)

Mercury SmartCraft (digital) controls unleash the power of Digital Throttle & Shift (DTS) – delivering precise, smooth and maintenance-free throttle and shift control to your engines for years to come. Similar to sophisticated controls used in the aviation industry, Mercury controls endure thousands of hours of durability testing to give you peace of mind while on the water.

SEACORE SYSTEM™



Stainless Steel quality grade 316 components

FourStep MercFusion Paint System

MerCathode electrical corrosion prevention (on all Bravo Drive models)

XK360 Alloy and hardcoat anodising

Multiple Sacrificial anodes

Closed Cooling System seals out salt water



CORROSION DOESN'T STAND A CHANCE

- Industrial hardcoat anodised XK-360 aluminium alloy with hardcoat anodising on internal and external surfaces.
- MerCathode® active corrosion protection.
- SeaCore stainless steel package.
- Closed-cooling system.
- Dry-joint exhaust system.
- EDP coated (Electro Deposition Paint) or stainless steel exhaust elbows.
- Freshwater Flushing.

THE WORLD'S PREMIER SALTWATER SYSTEM

Core Protection with a Four Year Limited Corrosion Warranty and Three Year Limited Product Warranty.

Unmatched Corrosion Protection. Unequaled Performance.

Saltwater can take its toll on marine propulsion systems.

That is why the SeaCore™ System from MerCruiser offers more than just improved corrosion resistance. It's as close as a marine propulsion system can come to being corrosion-proof.

STERNDRIVES

ENGINE	4.5L MPI 200HP	4.5L MPI 250HP	6.2L MPI 300HP	6.2L MPI 350HP	8.2L MAG 380HP	8.2L MAG H.O. 430HP
Engine	4.5L MPI	4.5L MPI	6.2L MPI	6.2L MPI	8.2L MAG	8.2L MAG H.O.
HP/kW	200 / 149	250 / 186	300 / 224	350 / 261	380 / 283	430 / 321
Full Throttle RPM	4400-4800	4800-5200	5000-5400	5000-5400	4600-5000	4600-5000
Cylinders	V6	V6	V8	V8	V8	V8
Displacement (CID/L)	275 / 4.5	275 / 4.5	377 / 6.2	377 / 6.2	502 / 8.2	502 / 8.2
Emission Control Technology (ECT)	No	No	No	No	No	No
Fuel Injection System	Multi-point Electronic Fuel Injection (MPI)	Multi-point Electronic Fuel Injection (MPI)	Multi-point Electronic Fuel Injection (MPI)	Multi-point Electronic Fuel Injection (MPI)	Multi-point Electronic Fuel Injection (MPI)	Multi-point Electronic Fuel Injection (MPI)
Fuel/Ethanol Tolerance	91 RON Unleaded / up to 10% ethanol	91 RON Unleaded / up to 10% ethanol	91 RON Unleaded / up to 10% ethanol	91 RON Unleaded / up to 10% ethanol	91 RON Unleaded / up to 10% ethanol	91 RON Unleaded / up to 10% ethanol
Cooling System	Thermostatically controlled raw water**	Thermostatically controlled raw water**	Thermostatically controlled raw water**	Thermostatically controlled raw water**	Thermostatically controlled raw water**	Thermostatically controlled raw water**
Engine Guardian	Yes	Yes	Yes	Yes	Yes	Yes
Digital Throttle & Shift (DTS)	N/A	Optional	Optional	Optional	Optional	Standard
Drives	Alpha	Alpha Bravo One Bravo Two Bravo Three	Bravo One Bravo Two Bravo Three	Bravo One Bravo Two Bravo Three	Bravo One X, XR Bravo Two X Bravo Three X, XR	Bravo One X, XR Bravo Two X Bravo Three X, XR
Weight (Engine Only)# KG/lbs	345 / 761	345 / 761	401 / 885	401 / 885	567 / 1249	567 / 1249

**Optional freshwater cooling. Freshwater cooling standard on Bravo SeaCore System. # Lightest model available

INBOARDS

ENGINE	6.2L MPI 300HP	6.2L MPI 350HP	8.2L HORIZON 280HP	8.2L MAG H.O. 425HP	6.2L T6200	6.2L T6200 H.O.
HP/kW	300 / 224	350 / 261	375 / 280	425 / 317	320 / 239	370 / 276
Full Throttle RPM	5000-5400	5000-5400	4200 - 4600	4400 - 4800	5000-5400	5000-5400
Cylinders	V8	V8	V8	V8	V8	V8
Displacement (CID/L)	377 / 6.2	377 / 6.2	502 / 8.2	502 / 8.2	377 / 6.2	377 / 6.2
Emission Control Technology (ECT)	No	No	Yes	Yes	No	No
Fuel Injection System	Multi-point Electronic Fuel Injection (MPI)	Multi-point Electronic Fuel Injection (MPI)	Multi-point Electronic Fuel Injection (MPI)	Multi-point Electronic Fuel Injection (MPI)	Multi-point Electronic Fuel Injection (MPI)	Multi-point Electronic Fuel Injection (MPI)
Fuel/Ethanol Tolerance	91 RON Unleaded / up to 10% ethanol	91 RON Unleaded / up to 10% ethanol	91 RON Unleaded / up to 10% ethanol	91 RON Unleaded / up to 10% ethanol	91 RON Unleaded / up to 10% ethanol	91 RON Unleaded / up to 10% ethanol
Cooling System	Thermostatically controlled fresh water**	Thermostatically controlled fresh water**	Thermostatically controlled fresh water**	Thermostatically controlled fresh water**	Thermostatically controlled raw water**	Thermostatically controlled raw water**
Engine Guardian	Yes	Yes	Yes	Yes	Yes	Yes
Digital Throttle & Shift (DTS)	Standard	Standard	Standard	Standard	N/A	Optional
Weight (Engine Only)# KG/lbs	401 / 885	401 / 885	567 / 1249	567 / 1249	401 / 885	401 / 885

**Optional freshwater cooling. Freshwater cooling standard on Bravo SeaCore System. # Lightest model available

TOWSPORT

KNOWLEDGE IS POWER

FIND ENGINE SPECIFICATIONS,
BOATER TESTIMONIALS AND
INFORMATIVE COMPARISONS.

Keep up with all the latest news, deals and info from Mercury Marine Australia and New Zealand.



www.facebook.com/mercurymarineaustralia



twitter.com/mercurymarineau



www.youtube.com/user/MercuryMarineAU

mercurymarine.com.au / mercurymarine.co.nz



9 329768 002387

Part no. 8M8000273

© 2023 Mercury Marine. Mercury and MerCruiser are registered trademarks of the Brunswick Corporation. Volvo Penta® is a registered trademark of Volvo Trademark Holding AB. Please note: Mercury Marine continuously explores means to improve the products it designs, manufactures and distributes. Changes to the specifications of its engines, boats and accessories are ongoing. Every effort is made to produce sales and service literature which is current. This brochure should not be regarded as a precise guide to the latest specifications. This brochure is also not an offer for sales of any particular engine, boat or accessories. Distributors and dealers are not agents of Mercury Marine and they have no authority to bind Mercury Marine by any express undertaking or representation, including but not limited to representations of a product sales, application or service nature.

©2023 MERCURY MARINE, All rights reserved. Reproduction in whole or in part without permission is prohibited.